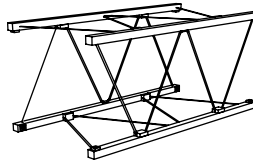


Assembly Instructions

Adjustable 2 Way Cube Intersection SBX1



STOWaway®

PAT.US 6,715,255 B2

Folding Truss System

Step 1

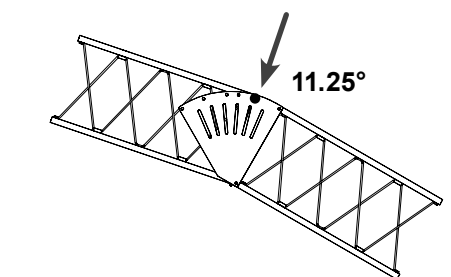
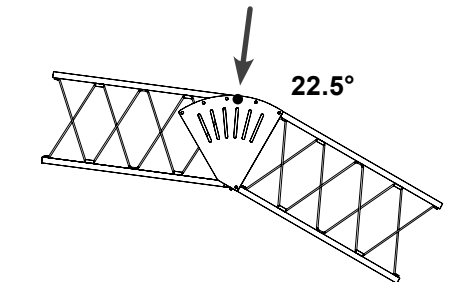
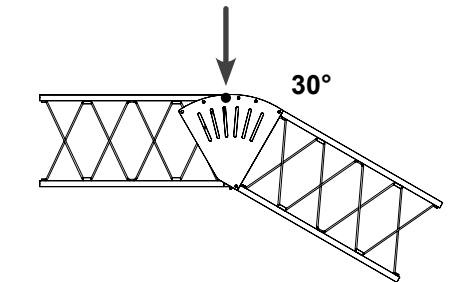
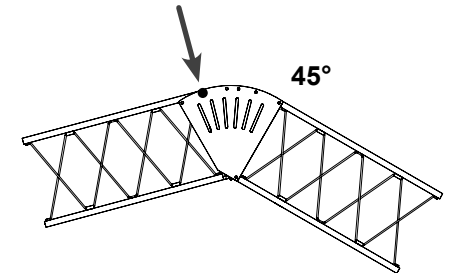
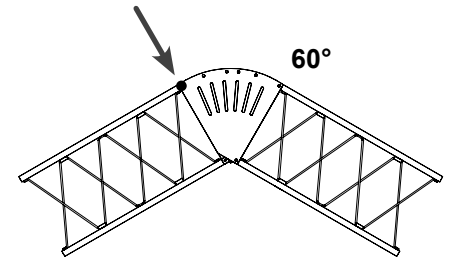
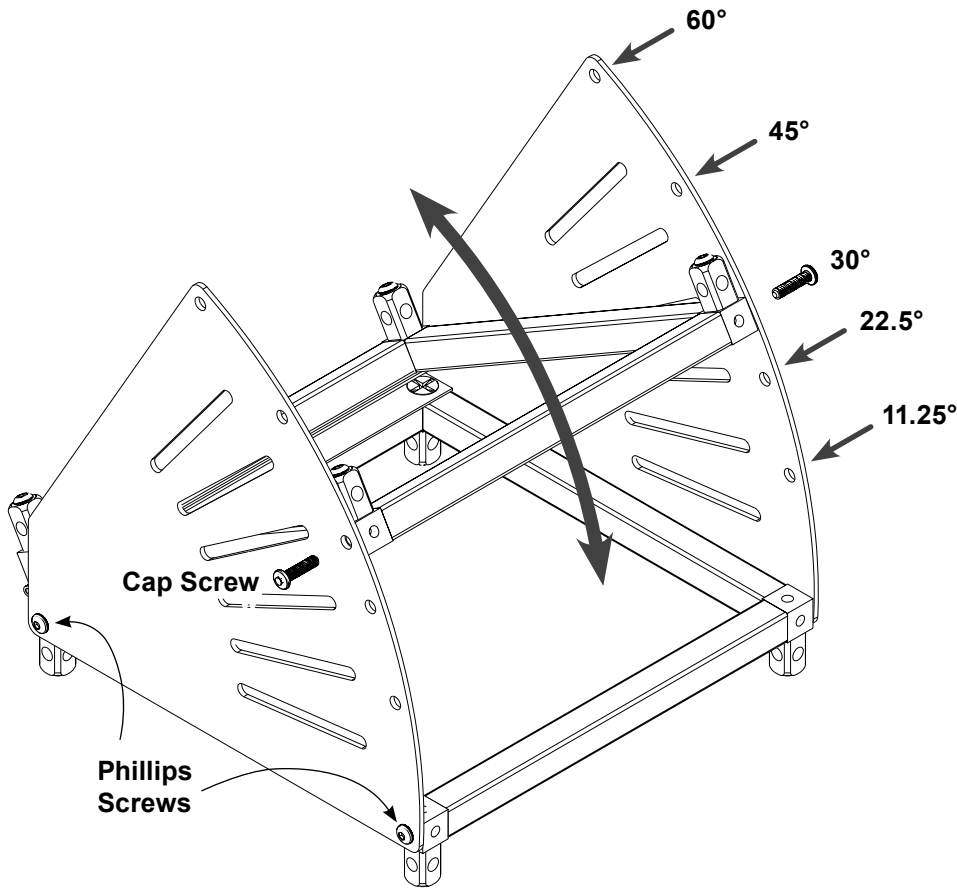
Check CAD Drawings for correct angle.

Step 2

Layout parts and set the angle indicated on drawing securing with **Cap Screw**.

Step 3

Add truss components at appropriate corners or intersections.



Note: Please use indicated **Cap Screws** to secure adjusted angle. **Phillips Screws** should not be removed.

46120 - 07/21/06



Member

7316 Aspen Lane North
suite 300
Minneapolis MN 55428-1109

e mail: info@interlockstructures.com
web: www.interlock.biz

INTERLOCK®

Interlock Structures International, Inc.

voice: 763.425.1464
800.468.1497
fax: 763.425.8205